

Eureka Express


Vol XLI No. 10 Circ 315

December 2020

www.eurekaexpress.co.nz

editor@eurekaexpress.co.nz





**THE EDITOR AND COMMITTEE OF THE
EUREKA EXPRESS**

Wish all our readers and advertisers Seasons Greetings,

A very Merry Christmas and a Happy New Year.

All the very best for a happy and safe 2021.



SNIPPETS

ENGAGEMENT CONGRATULATIONS: to Olivia (Liv) Zeeders, elder daughter of Karen and Paul Zeeders of Platt Road and Jasper Collier who announced their engagement on Nov 22nd. Very best wishes to you both.


RUGBY CHAMPIONSHIP: Hearty congratulations to Ryan Coxon who was a member of the winning Tasman team that triumphed in the Mitre 10 Cup Final against Auckland. Ryan's proud grandparents, Brian and Sheryll Gordon of Waverley Road, along with his parents Karla and Gavin Coxon, were at Eden Park to watch the exciting final. Ryan was also in the Tasman squad that won the championship in 2019. We wish him all the best for his rugby future wherever that may take him.

WELCOME TO GULL EUREKA: TO Colin's friendly new assistant, Edie Swney. Edie introduces herself:



Hello Eureka, Some of you may know me as working at Gull Eureka due to the Covid having such an impact on my business causing me to close my business in town and setting up office once again at home. I have been fortunate enough to take up employment with Colin and am enjoying the job very much but more so the people who make this community the lovely community I am finding it to be. I have been with The Travel Brokers family now for 7 years and before that I was working 13 years in an Agency office situation where I enjoyed the privilege of creating dreams and being there to help and support my clients in their travel ventures. For the past year I have been working on getting refunds etc for the many clients who had to cancel their plans.


Being a Travel Broker has given me the flexibility to assist my clients 24 hrs a day, 7 days a week and after hours. Cruising is a specialty of mine having cruised 6 times on different cruise lines and visited many others. A great way to travel and see the world in comfort. I have also travelled extensively around the world so have a great understanding of locations and things to do. Whether you are a budget traveller or something with a little more comfort in mind I confidently work with all levels and do my best in all situations from dream holidays to business trips, girls weekends, sports events, school groups, religious tours and motorbike tours, I have covered them all. The decision to join The Travel Brokers was an easy one as I find their efficient and focus on travel is what I am wanting for not only my clients but myself in endeavouring to provide customer service that is second to none and it is my aim to exceed your expectations every time you require my help. I work on obtaining the best value for money without compromising your travel experience and honesty is huge importance to me. Remember there are other aspects rather than just travelling ie: insurance and or Visa information, safety issues, passport etc. I have a great knowledge and am able to assist with this. Thank you Eureka for making me feel welcome. Ciao for now Edie





WEATHER

Weather for November 2020		
Rainfall total	122.5 mm	
Rain Total for year	646 mm	
Rainy days	13	
Most daily rainfall	27 mm	8 th Nov
Highest wind speed	40.3 km/hr	18 th Nov
Temp high	25.4 C	2 nd Nov
Temp low	5.9 C	20 th Nov



ADVERTISING RATES

Classified Adverts Free

Small Business Adverts	\$10 /month
- x 10 insertions	\$80 /year
One Third Page Adverts	\$15 /month
- x 10 insertions	\$120 / year
One Half Page Adverts	\$20 / month
- x 10 insertions	\$160 /year

CONTACTS

Gail Mayall (Editor)
 70 Eureka Road
 Ph: 07 824 1758 or 021 211 3348
 Email: editor@eurekaexpress.co.nz

Glenys Middlemiss (Treasurer)
 Ph: 07 824 1647
 Email: tres.eurekaexpress@gmail.com

Dig It Earthworks

EARTHMOVING & EXCAVATION


- House Pad & Driveway Prep
- Driveways
- Section clearing
- Footings & Post Hole Boring
- Landscaping & Lawns
- Farm Maintenance & Races
- Truck & Labour Hire
- Calf/Goat/Pig/Chicken Shed Clearing

CONCRETE LAYING

- House & Garage Pads
- Driveways
- Sheds/Workshops
- Patios
- Footpaths



Give Liam a call today for a free quote on 021 02839174



Motumaoho School

2101 State Highway 26, RD2 Morrinsville 3372 | office@motumaoho.school.nz | p. 07 8897597

December, 2020

Kia ora koutau katoa,

As we near the end of the year, it has been brilliant to see many learners have continued to display our 3 R's. Keep up the fantastic work!

Teachers are completing the end of year assessments and it has been extremely pleasing to hear the progress made by our learners.

Swimming Pool

Our learners have been enjoying using the school pool. It is great to have access to our pool at this time of the year to enjoy and cool off!

Bike Track

It has been a pleasure watching our learners enjoying our revamped bike track. Our bike track gives our learners an opportunity to work on their fitness and enjoy the thrills of riding their bike on the course with their peers. Thank you to Clive Stanaway for the hard work to get the track ready for our learners to use.

Gully

Our learners have been exploring our gully during lunchtimes. Another great natural resource we offer at our school.


Christmas Wreaths

We have been also using our natural resources to make Christmas wreaths! Well done Mrs Henderson for all your hard work with this! The wreaths look amazing.

We hope all our learners and their families have a wonderful and safe Christmas break and look forward to seeing you all back in the new year.

Nga mihi

Phillip Otto – Principal



Hi Mike: from Roach's 150 Schollum Road



Well let's explain what is happening at the nursery including me. I have been growing rose plants since I left school. "Roach's" was founded by Thomas Roach in 1924 when Dad's father retired. Three of his sons worked in the nursery the other 3 sons started a panel beating business in their own building on the corner of Anglesea and Collingwood Streets in Hamilton. All this happened after World War Two. My granddad, father and hundreds of other people were responsible for the draining (digging by hand) acres of swamp in Hamilton East. Thomas Roach also trained farmers and horticultural students at the Ruakura Research Centre. He was responsible for planting the plane trees, now 150 years old, down Ruakura main road which are still standing today. The nursery was established on Tramway Road next to Ruakura which had a very large amount of land backing onto St Peter's College on Peachgrove Road. In those days a hot house was built as follows, dig out the soil to waist deep, a meter wide and several meters long. A glass house was built in a large V in the dugout area. The area dug out was the walking area inside and was dug to waist height. All plants were spread as far as you could reach in seedling trays. This was a good area to work from without bending down. In those days a horse and plough which the person walked behind with reins in hand, was used to turn acres of soil. A few years down the track my father and his brother purchased a Howard Rotavater which hoed a 32 inch area as it travelled along. It was operated by walking along hoeing acres of land ready for planting all sorts of fruit and deciduous trees. The brothers also started growing rose plants which a Mr Hoskings had already been growing in a small number and he encouraged the brothers to grow roses as there was a shortage. Then 40 odd years ago, I brought my own land and house and took over the role of running the nursery as the 3 Roach brothers, and my father retired.


I grow and sell fruit trees, rose plants, hedge plants, flower seedlings and much more, both to the retail and wholesale trade. 14 years later I moved the nursery to Eureka after growing in different areas in and around Hamilton. The soil was very light and the area attracted some very heavy frost some -6 degrees. This was a shock to me as where I had come from in Matangi we rarely had frosts below 0 degrees.

I have scaled the operation down by half in Eureka as I am not getting any younger (but very much older). The latest news is: I have sold the land to the Buddhist community and I am leasing 3/4 of the land back for approx. 2 years. Why you ask did the Buddhists buy my property? They happened to offer the best price at the time and encouraged by the real estate person, I accepted the offer. They are very humble and friendly people and will be helping the Eureka community by hiring the hall regularly for their meetings etc. So despite the rumours, Roach's nursery is still operating at 150 Schollum Road and welcomes people to buy fruit trees, deciduous trees, rose plants, vege seedlings and much more. Also, remember our very popular compost. It is made with chicken droppings which is taken to the mushroom farms kept for 3 months, then we get the very sort-after compost, which is weed and bark free. We would call it organic but we are not registered to do so. If you are wanting compost please phone and make sure there is someone available to load your trailer. Bags are available but the bulk buying is cheaper. I also grow veges which are in the ground and I am hoping to have outdoor tomatoes, gherkins, courgettes, 3 different varieties of cucumbers and lots of different coloured capsicums. I do believe that one day you will drive past and there will be a life sized Buddha statue mounted at the gate. I am not turning to Buddhism but am still my normal self. So please call in during the week or, if coming in the weekend please phone as I do the odd market on a Saturday. All our roses, fruit trees, veges and a number of indoor plants are reduced until Christmas.

One and all please have a happy relaxing break in the holidays and enjoy as we no doubt deserve it after the year we have had. Mike and Jasmine would like to wish you all:

A Very Merry Christmas and have safe travels, take care and happy gardening to you all.

CHRISTMAS RECIPES



If you are not keen on the traditional style fruit cake then try this easy to make one.

BOILED PINEAPPLE FRUIT CAKE

500g mixed dried fruit
440g tin crushed pineapple (don't drain the pineapple)
1 cup sugar
125g butter, chopped
1 tsp mixed spice
½ tsp ground cinnamon
1 tsp BSoda
2 eggs beaten
1 cup self-raising flour
1 cup plain flour

1 saucepan

23cm non-stick springform pan (I still grease the pan and double line the base with baking paper)



Preheat the oven to 160°C once you have boiled the fruit as you will need to let it cool for a bit.

Place fruit, pineapple and juice, butter, sugar and spices in saucepan. Boil for 5 mins. Add BSoda. Turn off the heat and allow to cool.

Add eggs and flour. Pour into prepared cake tin and bake for 40 mins or until top is golden.


Remove from oven,
bake a further 45-

cover with foil and
50 minutes.



Slice and Bake Chocolate and Pistachio Cookies

1 c all-purpose flour
1/2 c unsweetened cocoa
1/4 tsp baking soda
1/4 tsp salt
1/2 c unsalted butter, at room temperature
1/2 c sugar
2 tsp pure vanilla extract
1 large egg
1/2 c shelled unsalted pistachios, chopped



1. In medium bowl, whisk together flour, cocoa, baking soda and salt.
2. Using an electric mixer, beat butter and sugar on medium speed until light and fluffy, about 3 minutes. Reduce mixer speed to low and beat in vanilla and egg to combine. Add flour mixture, beating until just incorporated.
3. Divide dough in half; using plastic wrap to guide, roll into 2 logs, about 8 inches long and 1 1/2 inch in diameter. Roll in pistachios to evenly coat, then wrap in plastic wrap.
4. Heat oven to 350°F. Line 2 baking sheets with parchment paper. Slice dough into 1/4-inch-thick rounds and transfer to prepared baking sheets. Bake until tops feel sandy to the touch, 11 to 13 minutes. Cool on sheets 2 minutes, then transfer to wire racks to cool completely




No Fuss Christmas

Pavlova with White Chocolate Cream & Berries

One large or 12 mini store bought Pavlovas
125gm white chocolate buttons
600ml Thick whipped cream
Fresh berries for serving
Icing sugar for dusting

Method:

Melt chocolate buttons in microwave on medium heat for about 30 seconds until melted.
Fold in thick whipped cream
Spoon over pavlova and top with fresh berries
Dust with icing sugar





Custard and Yoghurt Tarts

12 store bought 60mm sweet pastry shells
Puhoi Lemon Delicious yoghurt
Fresh raspberries, grapes, strawberries
Dark chocolate bits (optional)
Icing sugar for dusting

Method:

In a bowl, mix equal quantities of custard and yoghurt and fill cases, stir yoghurt before mixing.

Decorate with whatever fruits and chocolate you have.
Chill and serve dusted with icing sugar.



Christmas is a fun time of year for so many people.

However, we can create extra waste that ends up in the rubbish at this time of year. This waste can come from a number of sources, such as:




- packaging waste,
- unwanted presents or novelty gifts,
- cheap gifts that break immediately,
- food leftovers.

Here are some ideas to reduce waste this year.

Gift ideas – Buying these could reduce waste:

- Second hand treasures – books, clothes, jewellery, toys, games, charity shop gift vouchers.
- Consumables in recyclable packaging – home-made biscuits or sweets, nuts, fruit basket, fancy cheeses, tea or coffee, and wine or beer.
- Toiletries – low waste ideas include shampoo bars, bamboo toothbrushes, or home-made bath bombs.
- Vouchers or gift certificates for:
 - Movies, concerts or sports events,
 - Annual memberships to museums, zoos, or nature parks,
 - Home-made certificates for gifts of time, such as babysitting, helping in the garden, etc.
- Money – the gift recipient could buy something they need or want.
- Flowers from your garden, or plants, seed packs, and gardening tools



Food waste over the holidays

At this time of year, it is easy to buy too much food, and let it go to waste. Here are some ideas to cut down on food waste:

- Make a rough meal plan for the Christmas period. You don't have to stick to it completely, but it will help you to buy what you need for main meals.
- Use up leftovers in creative meals. The website Love Food Hate Waste has some great ideas for creating meals from leftovers.
- Freeze portions of leftovers for meals later on. Christmas meats like ham freeze well, and can be used later for recipes such as pea and ham soup.
- If you have a compost bin, you can compost fruit and veges. If you have a worm bin you can put in fruit, veges and meat scraps. And if you have chickens, they will eat most leftovers for you!

Find me at www.eco-pippa.com and follow me on Facebook, Instagram, and Pinterest – search for 'Eco Pippa'.

Pippa



Ransomware: what you need to know

Although these kinds of attacks have become less frequent over the past 3 years, I thought I'd provide some information about what are known as "ransomware" or "cryptolocker" attacks. These malicious applications are employed by anonymous hackers to extract money from their unwitting victims by encrypting (preventing access to) documents, data and images on the victims' computers. Unfortunately the attacks are not always 100% preventable, but you can save yourself a lot of hassle by knowing what to do if you get hit with one.

If you get a message on your computer (not on an email) saying your data has been encrypted and you need to pay money to get it back, close all programs and shut down your computer immediately. If your computer will not shut down, hold the power button for 10 seconds which will perform a "hard shutdown" (not advisable normally). Do not turn the computer back on. Then contact a computer expert to assess the situation. Unfortunately even with the help of seasoned professionals, it is not always possible to recover the data.


To be prepared for an attack (and many other computer issues), you need to have your important data backed up somewhere other than your computer. Simple as that. If you have your data backed up, then lose it to this kind of attack, you can just reinstall the operating system and your programs, then copy it back. Simple solutions to backup your data include the built-in Windows Backup (on PC) or Time Machine (on Mac). When backing up to an external drive, make sure it is only plugged into the computer while backing up, otherwise the data on the drive could become encrypted too in this sort of attack.

Paying the ransom is a last resort. While there are scenarios where businesses haven't backed up their data, so it makes financial sense to pay the ransom and get it back, by doing so you encourage the hackers to do more of the same to others. Also, some of the later attacks didn't actually have a guarantee of getting your data back, even if you paid the ransom.

Antivirus solutions such as Eset Internet Security can often prevent these kinds of attacks by scanning your emails (the malicious software will often be attached to a scam email). But since no antivirus solution is bullet-proof, it makes sense to be cautious about emails which look suspicious. Regardless, regular backing up is a good solution to many problems including ransomware, computer failure and poor decision-making when you've had one too many drinks.

Bottom-line: always keep your data in two places, if it's important to you. Whether the second place is online in 'cloud' storage (eg. dropbox or google drive) or an external drive is up to you.


*- Matt Bentley is the computer repair expert at Bentley Home PC Support.
Email info@homepcsupport.co.nz*



Bentley Home PC Support




BOATING SAFETY CODE




WEAR YOUR LIFEJACKET



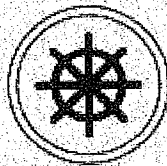
**TAKE TWO WATERPROOF
WAYS TO CALL FOR HELP**



**CHECK THE MARINE
WEATHER FORECAST**



AVOID ALCOHOL



BE A RESPONSIBLE SKIPPER







FOR MORE INFORMATION:
SAFERBOATING.ORG.NZ

Emergency Preparedness For Pets



Often when we prepare for an emergency or disaster we think about ourselves, our family, neighbours, colleagues and friends. But is there someone else you might be forgetting?


Although they are often considered as part of the family, it's easy to forget some extra planning might be needed to ensure your pets are also prepared. The following is a list of items you can store together to keep your furry, fuzzy, fluffy and feathered loves one comfortable and safe:

-  **Food + Water Store** at least five days of non-perishable pet food (canned or dried) in an airtight or waterproof container - don't forget a can opener! Try to use the same food as what you normally feed them to avoid possible stomach upsets. Store at least five days of water, additional to your family needs. Remember to include bowls for both.
-  **Carrier** One for each animal. Label these in advance with your name, contact number and address. The cage/carrier should be sturdy and made from metal or plastic, not cardboard which may disintegrate when wet. For dogs, also include a muzzle, harness and lead.
-  **Medical Supplies + Vet's Details** Store extra medical supplies (such as bandages and tape, scissors, tweezers and gloves) and your pet's medicines or supplements in a waterproof container. You should also store copies of any medical and vaccination records in a waterproof see-through storage bag. Include your vet's name and phone number, in case you have to board or place your pets in someone else's care. Provide extra contact details for nearby family and friends.
-  **Towels, Blankets + Bedding** It helps to use bedding your pet is familiar with to make them feel at ease, especially if you become separated. A favourite toy can also help reduce stress. Towels and blankets will come in handy to keep your pet warm and dry in severe weather.
-  **Sanitation** Include litter and a litter box if needed and any other useful items such as newspapers, paper towels, plastic bags, doggie bags, disposable gloves and sanitising solutions.
-  **Photographs + ID** Store a current photograph of your pets in a waterproof container, including notes on any distinguishing features as well as name, sex, age, colour and breed. Also include a photograph of you together to help prove ownership if you get separated. Make sure your pets are microchipped and wearing ID tags if possible.



NEWS FROM YOUR WAIKATO DISTRICT COUNCILLOR – 7 DECEMBER 2020

On the Waikato Regional Council Facebook page are some valuable safety rules to remember if you are out on the water this summer. I am told that boat sales are well ahead of last year so it is a good time for experienced and new boaties to refresh their know ledge of the maritime rules. - For helpful information go to the Maritime NZ website at <https://www.safeboating.org.nz>



Waikato District is facing recycling challenges and the quality of recycling accepted needs to be higher – if it doesn't meet requirements it will more likely end up in landfill.

Changes are gradually being made to our kerbside recycling as we were unable to continue to put out recyclables as we are at present. Some points to note – all lids must be removed from bottles and glassware (put the lids in your waste bag); only Plastics 1, 2, 5 can now be accepted; tins & cans go into the same crate as plastics, glass in a separate crate; put clean paper and cardboard beside the crates and all recyclables must be rinsed clean or they will not be collected.

This flier was included with the latest rate instalment notices.

Our contractors will also have fliers to drop in the letter boxes of those properties who may not have received an instalment notice.



Plastic, tins, cans in one crate



Clean paper and cardboard beside crates



Glass in one crate

Please note - Xtreme Zero Waste currently collect a small amount of plastics 1-7 in Raglan only



A *Link* newsletter is being posted to all residents this week and includes some very helpful tips on recycling. If you don't get a copy of *Link* you can read it on line at <https://www.waikatodistrict.govt.nz/news>

The issue also has some helpful tips on water conservation and, for farmers, lifestyle and small blocks owners, some information to help plan through the predicted hot summer.

Council has this year decided to close the doors of its offices and libraries for an extra period to allow our staff the opportunity to take leave to spend time with their families. They will be closed from 3pm on Thursday 24 December and will officially re-open to the public on Monday 11 January. You can still contact Council in an emergency on 0800 492 452.

Waikato District Council is asking for feedback on its proposed **Keeping of Animals By-law**. The purpose of the by-law is to avoid or prevent nuisance issues that occur from keeping animals on private property in the Waikato district.

To view the proposal and to make a submission please see <https://shape.waikatodistrict.govt.nz/proposed-amendments-keeping-animals-by-law-2015> or visit one of our offices or libraries.

We'd like to know if you think we've got the proposed by-law right. Let us know by making a submission and having your say. **You have until 5pm Monday 25 January 2021 to send us your feedback.**

A meeting will be held in February 2021 for anyone that would like to support their submission verbally. Council will then consider all the submissions received and make decisions on any amendments to the proposed by-law as a result.

I am available via email or mobile during the holiday period. Alternatively, if you want to report any road damage or other urgent matters, you can phone Council on 0800 492 452 or "Request it" on the Council's website that allows you to complete a relevant service request.

I hope you have an enjoyable holiday season with your family and friends – drive safely and take care in the water.

Contact me any time -
Rob McGuire – Councillor Eureka Ward
Ph. 824 3696 / Mob 0274 970 966
Email: rob.mcguire@waide.govt.nz



CHILDREN'S PAGES



Santa Word Search

X U R S C T X B O J I W W I Y
S O W X H O Q T O C N F F I Q
L W K T I Y M T Q O A S F D Q
R F F B M S E Q A I U C Y Z B
V E K Y N S R S R H S O H L K
K Y I V E X L I U L G Q Q C C
T H C N Y U E E L U G I S K I
M D C E D S K E D X H E E Z N
J O L L Y E B U G C V E O L T
F U O J D H E H P L O D U R S
Z E U C G T D R E N K O W X Q
W F I I G Q J Z G E H W C M D
D X E L O Y P J H I W K X Z Y
N L N O R T H P O L E O S L Z
S T Y R V U D M Q A W K U Z A

Chimney

Elves

Fairies

Jolly

North Pole

Reindeer

Rudolph

Sled

Sleigh

Sleigh Bells


St. Nick

Toys



CHRISTMAS CROSSWORD PUZZLE

USE THE CLUES TO COMPLETE THE CROSSWORD PUZZLE.




Across

1. One of Santa's Reindeer
3. Santa's Helpers
5. December 25th is _____.
7. Christmas Drink
10. The name of a popular snowman.

Down

2. Christmas Month
4. He hates Christmas!
6. You hang them by the chimney.
8. On Christmas morning we unwrap our _____.
9. _____ to the world!



CANDY
CANE
CAROLING
CHRISTMAS
DECEMBER
HOLLY
LIGHTS
MERRY

MISLETOE
NORTH
POLE
PEACE
PRESENTS
REINDEER
SANTA CLAUS
SLEIGH

SNOWMAN
STAR
STOCKING
SUGARPLUM
TREE
WREATH

Christmas jokes

What did one snowman say to the other snowman? <i>Can you smell carrots?</i>	What do you call an old snowman? <i>Wotah!</i>
What do you have in December that you don't have in any other month? <i>The letter D!</i>	What do you call Santa Claus when he doesn't move? <i>Santa Fossil!</i>
How does a snowman lose weight? <i>He waits for the weather to get warmer!</i>	What often falls at the North Pole but never gets hurt? <i>SNOW!</i>

Can you unscramble these words to find the hidden word?


sehlig

lagne

nosw


teer

corasi



FINISH


SANTA CLAUS IS COMING TO TOWN



Santa Claus is a _____ man who
(adjective)
wears a _____ suit with a
(adjective) (color)
_____ belt and a _____
(adjective) (color)
hat. He has a long _____
(adjective) (color)
beard and his _____ shakes like
(part of body)
jelly when he laughs. Every Christmas, he
rides a _____ full of presents, pulled
(noun)
by _____ high into the night
(number) (animals)
sky. Santa _____ down the chimney of
(verb)s
people's homes to leave _____,
(plural noun)
_____, and _____ under
(plural noun) (plural noun)
their Christmas trees.



I like summer because.....





161 Morrinsville Road, Hamilton, 3286
 Phone: 07 856 4522 Fax: 07 856 9487 Email:
 enquiries@newsteadvets.co.nz
 Website: www.newsteadvets.co.nz

Newstead Vets offer a full range of veterinary services for small animals including:

- 🐾 Consultations (by appointment only)
- 🐾 Soft Tissue and Orthopaedic Surgery
- 🐾 Digital Radiography and Ultrasonography
- 🐾 NZVA Microchipping Accredited Practice
- 🐾 Nutrition and Product Advice
- 🐾 Rural location with ample parking
- 🐾 Referral to Specialists
- 🐾 PennHIP Certified
- 🐾 Full Laboratory Service
- 🐾 Hospitalisation
- 🐾 Cremation Service
- 🐾 Convenient Online Shop

Eureka Storage

Many options from 9m2 - 307m2
 Short term + long term
 Call me to discuss your requirements

Cuneo Piedmontese

HEART · HEALTHY · BEEF

Pedigree + Commercial
 Purebreeds For Sale
 Bulls, cows + yearlings

Don Knight 0274950535 117 Hooper Road, Eureka



**Maize, Grass
 Silage & Hay
 for Sale!**

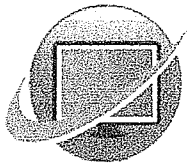
Providing Professional Agricultural Contracting Services



- Services Include:**
- Baling, Round, Big Square & Conventional
 - Spraying
 - Grass Silage – Chopper & Loader wagons
 - Maize Silage – Cultivations, Planting & Harvesting
 - Bulk & Hiab Cartage

Call Jeremy Rothery for inquiries or bookings 027 526 2441

www.jclag.co.nz



CTAS




100% NZ Owned and Operated

- TXT and Email Alerts and Reminders
- TXT Shortcodes for your business or club
- Flight Status by TXTing your Flight to 8808
- Live Video and Audio Streaming on the Internet



Create and Share information by TXT

www.ctas.nz | sales@ctas.nz | www.youtxt.nz



**"Your animals,
our commitment.
We aim to strengthen the
health of our animal
community by providing
accessible, compassionate
and affordable,
quality veterinary care."**

If you aren't able to visit our practise in Morrinsville, we can bring our expertise right to your door or paddock!

Ph 07 889 0414

**JBVISSER
VETS** 
For your Livestock & Pets



TAUWHARE HOME KILLS


TREVOR & LEONIE BRUNTON

1126 TAUWHARE ROAD

PH: 07 824 0880

FX: 07 824 0809

SOIL AERATION



Overcome the compaction of soil structures which result in excess moisture on pasture surfaces, shallow root systems and restricted plant growth with our soil aeration service.

Contact: John & Craig Reed

Ph: 07 824 1645

EUREKA POULTRY FARM

13 Hooper Road
Ph 824 1762

**NIC & MARIA STOLWYK
Hobby Hens**



Young pullets from
5 weeks to point-of-lay
Great for lifestylers
Bagged up chook manure
Hours Mon-Sat 8-6

COMPUTERISED BULK SPREADERS LTD

Cartage & Spreading




FERTILIZER, LIME, UREA SPECIALISTS

Competitive Rates

PETER JONES

027 496 3370 07 887 4000

26 years service in the
Morrinsville district



*Rae
Winter*

Interiors on Hoeka

GIFTS - INTERIORS - KIDS

196 HOEKA ROAD, RD4
MATANGI, HAMILTON

FOR AN APPOINTMENT
CONTACT ME

029 886 6983

interiorsonhoeka@gmail.com



Safe H₂O

safe water fast

Premium water tank cleaning and purification
without the premium price tag

- Resolve smells, bad tastes and contamination
- No purchasing replacement water
- No damage to inside of tanks
- 100% satisfaction guaranteed

Ministry of Health recommend annual servicing of your collection tanks

When were yours last cleaned?

Craig Nicholson 027 660 5329 0800 SAFE H₂O
cjn@safeh2o.co.nz www.safeh2o.co.nz


The Kitchen Lady

For your design,
manufacture and
installation needs.
We come to you.

RENEE MOUAT

021 177 8695

www.thekitchenlady.nz



KITCHENS | VANITIES | LAUNDRIES | WARDROBES

Hire The Eureka Hall



For Details Contact:

Gail Mayall

07 824 1758

or 021 211 3348

gandb.mayall@gmail.com

nzgarden sheds

the best little sheds around

Your **local garden shed supplier** of
NZ made, self assemble Garden Sheds
(Zincalume or Colour Steel)

GET IN TOUCH...

- * **EASY ASSEMBLY**
- * **MADE TO LAST!**

Waikato Shed Company

218 Hunter Road, Eureka,
Hamilton

Phone: 07 824 1045

Email: sales@nzgardensheds.co.nz

ENQUIRE FOR A BROCHURE NOW

FRESH APPLES & PEARS STONEFRUIT IN SEASON




NEWSTEAD ORCHARD 552 Morrinsville Road

OPEN MON-SAT.
W J McMiken & Co
Morrinsville Road
Tel. 856 4478

LAWNMOWING & GARDENING SERVICES

Professional lawn & garden-care service



Alex & Sharyn MacDonald

For free no-obligation quote:

Phone: 027 479 7282
or 027 308 6781

Email: macdonaldmowing@gmail.com
www.lawnandgardenservices.co.nz

Residential - Rural - Commercial Mowing
Spraying - Fertilizing - Weedeating

ROSS PUMPS

&

Filtration Specialists Ltd



Servicing and installation
On all types of pumps
Full Water Treatment
Service Available
DAREN ROSS

Tel. 8241 726 or 0274 346 571

Fax. 8241 879

Email: rosspumps@xtra.co.nz

SPYVES PANEL SHOP for all Panel and paint requirements



AUTOROBOT CHASSIS and ALIGNMENT MACHINE

Ph Ron or Karen 8241 890

Fax 8241 892

Mob 027 280 0346


HAIRFIELDS

HAIR DESIGN

95 HOOPER ROAD

Sharon Laurent

Full salon facility in Eureka
Total hair care professional
with many years experience
Agent for Nutrimetics also



Open Tuesday to Thursday
Late nights Tues/Thurs
Tel. 824 1712 or 027 280 5978


Sam Ware

MARRIAGE CELEBRANT

021 897 706

sam@samwarecelebrant.co.nz

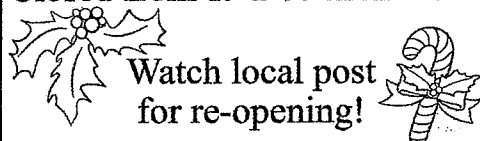
www.samwarecelebrant.co.nz



BARBARISTA

Your local coffee & food trailer
Located at the Eureka Hall

Christmas holiday break.
Closed from 19 Dec til mid-Jan.



Watch local post
for re-opening!

Thank you to all my loyal
customers and I wish you a
happy and safe Festive Season!

Pre-order with Barb
021 241 3378



Pilates Studio In Eureka

Group, private & duet
sessions available

Mat, Reformer & Barre
Contact: Jas 021 904 806

facebook.com/thepilatesshedhamilton



GULL EUREKA

PETROL – DIESEL – LPG - OILS & LUBRICANTS
FARM SUPPLIES – GROCERY ITEMS

SHOP HOURS: MONDAY TO FRIDAY 7:30AM – 6:00PM
SATURDAY 8.00AM – 12.00PM

**AND NOW: FUEL 24 X 7 PETROL & DIESEL FROM OPT (OUTDOOR
PAYMENT TERMINAL)**


EFTPOS – RD1 FARM SOURCE – FARMLANDS – CARDLINK

AMEX – MASTERCARD – VISA

Like

us on Facebook for discount day and promotional information

Walling **CONTRACTING LTD**



For all your:

- Ground Cultivation
- Planting
- Re-Grassing
- Under Sowing
- Grass Silage
- Maize Silage
- Digger &
- Spray Requirements

Ph: 07 824 0894

Rebecca: 027 493 4476

Email:

walling.contracting.ltd@gmail.com



WAIKATO SHED

COMPANY ✓✓

great sheds, done right!

What's happening at 218 Hunter Road Eureka?

We are building a shed for Waikato Shed Company,
opposite the Eureka Hall

Not just another shed but a Work of Art

Stunning new Office Building to be built early 2021



Don't worry, we will still be operating from the existing building while the
new office is constructed.

Come on in and see the guys to kick about your ideas and come up with a
plan for *your* shed

Wishing you and
your family a

Merry
Christmas
and
Happy
New Year

from Brian &
his Team at
Waikato Sheds


Waikato Shed Company

218 Hunter Road

Eureka

07 824 1045

Enquiries@waikatosheds.co.nz



Local Company based at Eureka

Our sheds are all made from NZ Steel and certified NZ made so by purchasing from us you are supporting more than one New Zealand Business

*Lifestyle
Rural
Industrial
Habitable
Sleepout*

Your shed, Your Way, Lets Talk

Check out the Free Online Shed Builder at www.nobullsheds.co.nz.

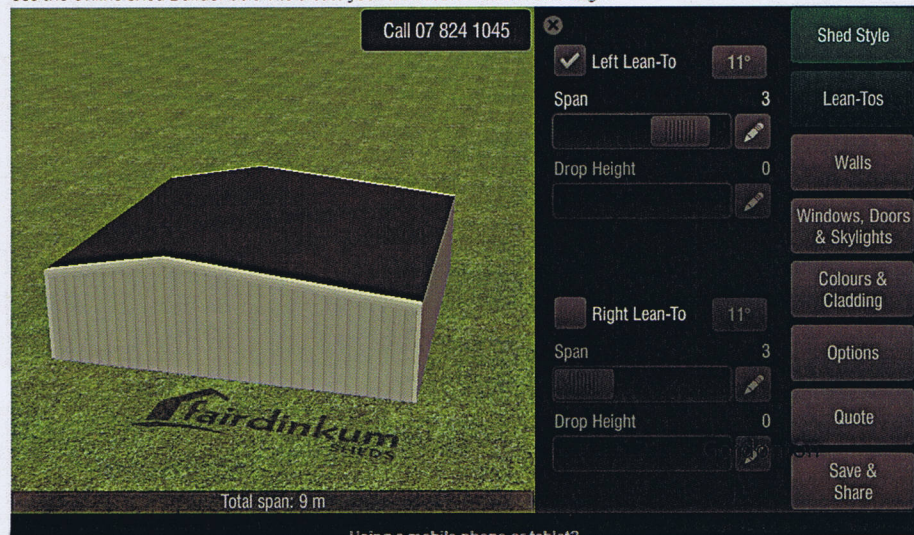
You will find it under the 'Our Sheds' Tab on the homepage. The link is called 'Interactive Shed Designer' see screenshot below

Have a play and get a feel for what you need, settle on a layout then request a quote. It doesn't get much easier than that.

If you are not sure what you want/need, contact us to help, it is our speciality after all.

Free Online Shed Builder

Use the Online Shed Builder below to create your own customised shed design.



Proud Sponsors of



Matt Summerfield Rally



No Bull Sheds F1 Sidecar Team

No Bull Sheds

218 Hunter Road

Eureka

07 824 1045

Enquiries@nobullsheds.co.nz

www.nobullsheds.co.nz

Full Build and Kitset options available on all Sheds

If you want to have a go at building the shed yourself we make that easy too! Every kitset shed is supplied with plans, assembly instructions and tips backed up by phone and email support throughout the process.